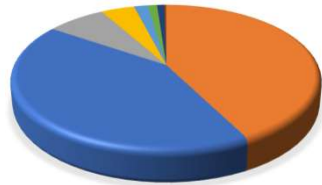


## Características

Renda Fixa CDI	42,43%
Renda Fixa Inflação	42,09%
Fundos de Participações	7,32%
Renda Variável	4,16%
Internacional Europa	1,72%
Fundo Imobiliário	1,14%
Internacional Global	0,93%
Empréstimos	0,22%



**Política de Investimentos:** Investe os recursos, principalmente, em cotas de fundos que atuam em diversos mercados, sem o compromisso de concentração em fator de risco específico.

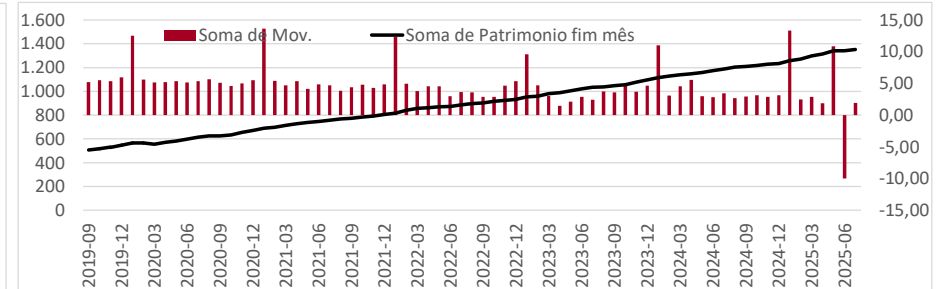
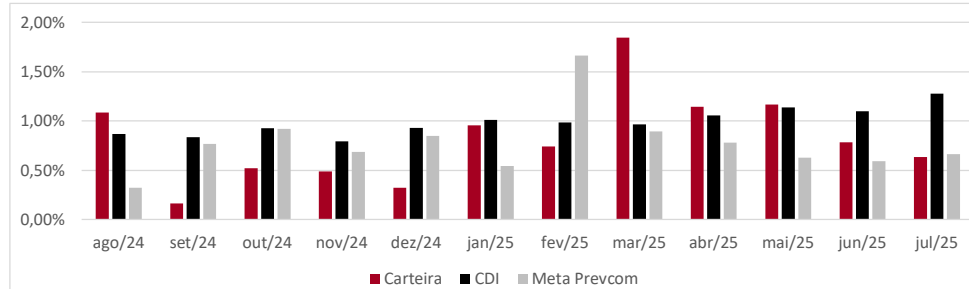
Meta Prevcom:  
IPCA+5% até 04/20  
IPCA+4% até 12/24  
IPCA+4,5% 2025

Retorno (%)	Ano	12 meses	24 meses
Carteira	7,50%	10,30%	21,34%
CDI	7,78%	12,55%	25,49%
IPCA	3,26%	5,23%	9,96%
Meta Prevcom	5,91%	9,72%	19,22%
IMA-B5	6,35%	8,28%	17,12%
Poupança	4,69%	7,75%	15,55%
IBOVESPA	10,63%	4,25%	9,13%
MSCI World	-0,55%	12,92%	57,16%
MSCI Europe	7,15%	9,72%	41,14%

\* Cf. MP 567/12

## Gráficos

Retorno Mensal - Últimos 12 meses



Retorno Mensal (%)	jul/25	jun/25	mai/25	abr/25	mar/25	fev/25	jan/25	dez/24	nov/24	out/24	set/24	ago/24
Carteira	0,63%	0,79%	1,17%	1,14%	1,85%	0,74%	0,96%	0,32%	0,49%	0,52%	0,17%	1,09%
CDI	1,28%	1,10%	1,14%	1,06%	0,96%	0,99%	1,01%	0,93%	0,79%	0,93%	0,84%	0,87%
IPCA	0,26%	0,24%	0,26%	0,43%	0,56%	1,31%	0,16%	0,52%	0,39%	0,56%	0,44%	-0,02%
Meta Prevcom	0,66%	0,59%	0,63%	0,78%	0,89%	1,66%	0,55%	0,85%	0,69%	0,92%	0,77%	0,32%
IMA-B5	0,29%	0,45%	0,62%	1,76%	0,55%	0,65%	1,88%	-0,28%	0,36%	0,74%	0,40%	0,59%
Poupança	0,68%	0,67%	0,67%	0,67%	0,61%	0,63%	0,67%	0,58%	0,57%	0,60%	0,57%	0,57%
IBOVESPA	-4,17%	1,33%	1,45%	3,69%	6,08%	-2,64%	4,86%	-4,28%	-3,12%	-1,60%	-3,08%	6,54%
MSCI World	3,92%	-0,38%	6,58%	-0,69%	-6,38%	-0,50%	-2,58%	-0,45%	9,45%	3,90%	-2,06%	2,40%
MSCI Europe	0,76%	-2,54%	4,66%	2,34%	-2,47%	3,86%	0,58%	-0,25%	2,83%	-0,27%	-3,38%	3,61%



## Retorno Nominal em % | Retorno Relativo ao índice de referência

Performance dos Fundos em Carteira			Mês			Ano		12 meses		Início do investimento			Patrimônio
Nome	Índice ref.	% PL	Início	Nominal	Relativo	Nominal	Relativo	Nominal	Relativo	Nominal	Relativo	Volatilidade	R\$ milhões
Bela Cintra FI RF	Meta Prevcom	37,47%	13/nov/13	0,85%	0,19%	7,26%	1,35%	11,08%	1,36%	272,21%	43,94%	0,50%	R\$ 506,53
Itaú Institucional Optimus RF LP FICFI	CDI	6,90%	29/abr/22	1,28%	100,37%	6,32%	81,32%	12,38%	98,64%	46,45%	98,87%	0,70%	R\$ 93,32
Itaú Inst Global Dinâmico RF	CDI	6,36%	20/fev/20	1,21%	95,09%	7,48%	96,20%	12,37%	98,53%	64,54%	104,22%	0,55%	R\$ 85,93
BTGP Economia Real FIP Multi	IPCA+6,5%	3,96%	19/out/20	-0,19%	-1,03%	11,85%	4,78%	10,87%	-1,17%	133,15%	50,50%		R\$ 53,60
Itaú Institucionais Legend RF LP Fc	CDI	3,88%	02/out/19	1,02%	79,71%	7,32%	94,06%	13,01%	103,62%	74,89%	115,46%	1,71%	R\$ 52,43
Itaú Inst BOV11 FIC FIA	Ibovespa	3,39%	04/ago/23	-4,05%	0,12%	11,37%	0,74%	5,35%	1,11%	13,06%	1,71%	15,29%	R\$ 45,78
Santander RF Ref DI Tit Público Hiper	CDI	2,96%	21/nov/24	1,29%	100,97%	7,81%	100,39%			9,03%	99,67%	0,11%	R\$ 40,01
BNP Paribas Cred Inst FICFI RF CP LP	CDI	2,76%	11/out/23	1,31%	102,83%	8,14%	104,63%	13,02%	103,69%	23,82%	106,25%	0,12%	R\$ 37,30
Itaú Inst RF Inflação 5 FICFI	IMA-B5	2,64%	19/jun/19	0,27%	-0,02%	6,23%	-0,11%	8,09%	-0,19%	64,86%	-1,91%	2,28%	R\$ 35,65
XP Corporate Light FI RF CP LP	CDI	2,06%	24/jan/23	1,29%	101,43%	7,98%	102,57%	12,87%	102,51%	35,96%	106,02%	0,16%	R\$ 27,81
Bradesco RF Referenciado DI Federal E	CDI	1,94%	12/ago/24	1,25%	98,05%	7,61%	97,86%			11,88%	97,42%	0,10%	R\$ 26,27
Itaú Soberano RF Simples LP FICFI	CDI	1,74%	02/set/19	1,27%	99,61%	7,73%	99,39%	12,44%	99,12%	64,59%	98,38%	0,10%	R\$ 23,56
Vot Allianzgi Euro Eq Growth FIM IE	MSCI Europe	1,72%	22/mai/19	-2,45%	-3,21%	-3,37%	-10,52%	-4,72%	-14,45%	94,98%	-8,42%	21,06%	R\$ 23,27
BB RF Referenciado DI Tit Pub	CDI	1,71%	20/fev/25	1,28%	100,04%	0,00%	0,00%	0,00%	0,00%	5,93%	99,39%	0,10%	R\$ 23,09
Sul America Cred Institucional ESG FI R	CDI	1,67%	21/jun/23	1,30%	101,89%	8,46%	108,80%	13,41%	106,81%	32,75%	120,00%	0,21%	R\$ 22,59
Bradesco Inst FIC FI RF IMA-B5	IMA-B5	1,57%	16/ago/23	0,25%	-0,03%	6,13%	-0,22%	7,92%	-0,36%	15,45%	-0,74%	2,30%	R\$ 21,21
Sul América Excellence FI RF CP	CDI	1,55%	24/jan/23	1,46%	114,17%	8,11%	104,33%	12,98%	103,39%	37,00%	109,09%	0,23%	R\$ 20,96
Porto Seguro RF DI CP	CDI	1,51%	18/jul/24	1,31%	103,02%	8,06%	103,60%	12,89%	102,68%	13,31%	102,78%	0,13%	R\$ 20,45
BTG Pactual Créd Corp I FIQFI RF CP	CDI	1,48%	30/ago/21	1,35%	106,10%	8,58%	110,32%	13,35%	106,38%	63,13%	114,07%	0,23%	R\$ 20,04
LFT	CDI	1,33%	05/dez/23	1,01%	79,27%	6,70%	86,19%	10,64%	84,78%	18,42%	90,26%		R\$ 17,95
MAG Renda Fixa FI	CDI	1,32%	13/set/23	1,28%	100,24%	8,06%	103,66%	12,57%	100,12%	24,00%	101,70%	0,17%	R\$ 17,84
BTG Pactual Inv de Impacto FIP Mult	IPCA+6,5%	1,22%	30/ago/21	-0,69%	-1,53%	19,51%	12,44%	18,66%	6,62%	46,08%	-13,50%	21,04%	R\$ 16,55
Inter Corporate RF Crédito Privado	CDI	1,10%	15/mai/24	1,31%	102,38%	7,88%	101,34%	12,68%	101,04%	15,19%	101,50%	0,11%	R\$ 14,89
Schroder Sustent Ações Globais IS IE	MSCI World	0,93%	24/mai/24	5,26%	1,34%	-1,96%	-1,41%	7,81%	-5,10%	19,94%	-8,10%	21,80%	R\$ 12,52
Itaú Institucional RF Referenciado DI	CDI	0,80%	15/fev/24	1,28%	100,45%	7,87%	101,21%	12,63%	100,58%	18,27%	102,00%	0,10%	R\$ 10,78
AZ Quest Small Mid Caps Inst. FICFIA	SMLL	0,77%	09/jun/20	-8,20%	-1,84%	8,49%	-9,89%	6,02%	3,32%	22,60%	32,21%	12,61%	R\$ 10,40
BTG Pactual Explorer Inst FI RF LP	CDI	0,71%	13/mar/24	1,10%	86,44%	8,05%	103,57%	12,83%	102,22%	14,42%	84,98%	0,62%	R\$ 9,62
Tivio Banks RF Crédito Privado FI	CDI	0,66%	10/nov/23	1,30%	101,61%	7,86%	101,07%	12,77%	101,73%	21,97%	103,23%	0,10%	R\$ 8,87
Pátria Private Equity Fund VII Feeder Ir	IPCA+7%	0,59%	28/set/23	-0,95%	-1,83%	3,50%	-3,86%	9,03%	-3,53%	19,25%	-4,57%		R\$ 7,97
Spectra VI Institucional FIP Multiestrat	IPCA+8%	0,53%	31/mar/23	-1,77%	-2,74%	-4,35%	-12,29%	-12,60%	-26,21%	36,01%	3,43%		R\$ 7,20
BTG Pactual Economia Real II FIPM CL/	IPCA+8%	0,53%	04/mai/23	-0,71%	-1,68%	15,54%	7,60%	22,58%	8,97%	96,37%	65,47%		R\$ 7,20
Santander RF IMA-B5 Premium FICFI	IMA-B5	0,42%	18/dez/23	0,27%	-0,02%	6,21%	-0,14%	8,03%	-0,25%	13,04%	-0,43%	2,29%	R\$ 5,65
Rio Bravo Renda Varejo FII	IFIX	0,40%	20/dez/23	0,24%	1,60%	2,36%	-7,91%	-10,11%	-12,24%	-9,41%	-16,38%		R\$ 5,37
VBI Prime Properties FII	IFIX	0,38%	20/dez/23	-1,61%	-0,25%	1,94%	-8,33%	-14,36%	-16,49%	-16,40%	-23,36%		R\$ 5,09
Fator Verita Multiestratégia Imobiliári	IFIX	0,37%	22/jul/24	0,43%	1,79%	12,66%	2,39%	-26,26%	-28,38%	-23,26%	-24,60%		R\$ 4,96
Perfin Voyager FIP Infra	IPCA+6%	0,26%	13/jun/24	-0,48%	-1,27%	18,17%	11,39%	18,72%	7,21%	84,66%	71,70%	572,74%	R\$ 3,52
Carteira de Empréstimos	CDI	0,22%	05/dez/23	1,01%	79,27%	6,70%	86,19%	10,64%	84,78%	18,42%	90,26%		R\$ 2,92
Vinci Partners IV Feeder	IPCA+6%	0,19%	25/abr/24	-1,11%	-1,90%	2,83%	-3,95%	-25,65%	-37,16%	-6,23%	-20,74%		R\$ 2,55
BTG Pactual Infraestrutura III FIP Multi	IPCA+8%	0,03%	02/jul/24	-7,47%	-8,44%	-14,47%	-22,41%	-39,58%	-53,19%	-46,40%	-61,14%		R\$ 0,34
Patrimônio Total:													R\$ 1.352,00